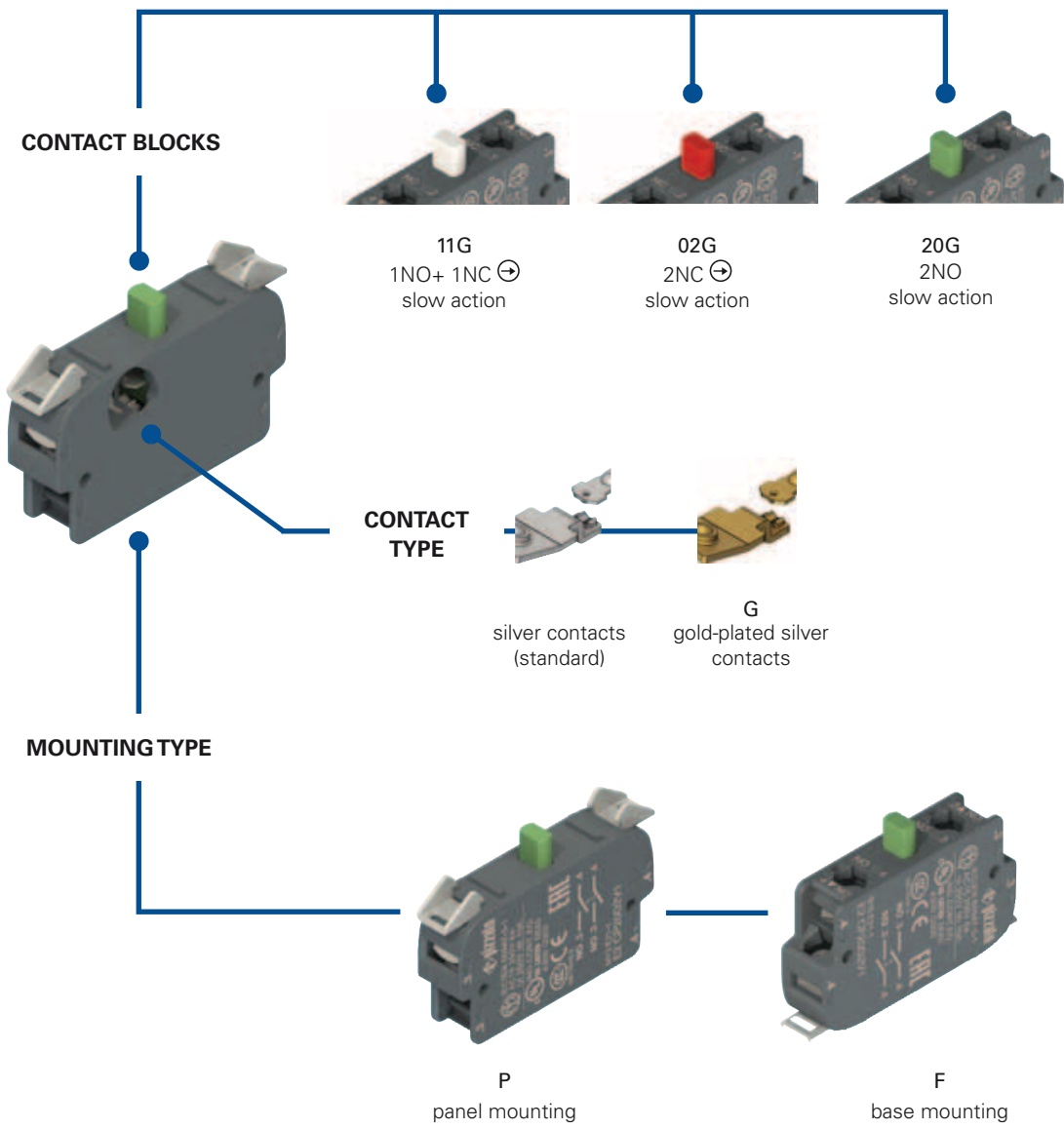
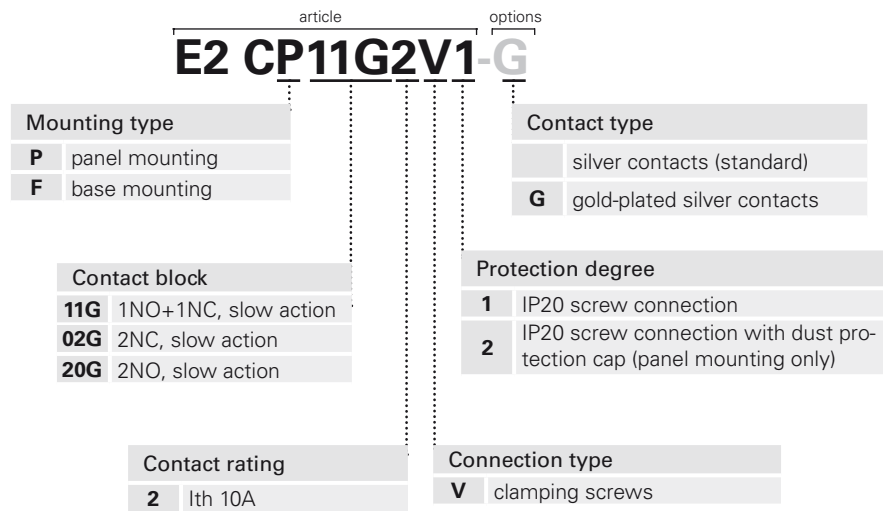



Selection diagram



Code structure **Attention!** The feasibility of a code number does not mean the effective availability of a product. Please contact our sales office.





Main features

- Highly reliable contact blocks provided with self-cleaning contacts with quadruple support point
- Versions with gold-plated contacts
- Positive opening NC contacts acc. to IEC 60947-5-1

Quality marks:



IMO approval:	CA02.04805
UL approval:	E131787
CCC approval:	2013010305631156
EAC approval:	RU C-IT DM94.B.01024

Technical data

General data

Protection degree:	IP20 acc. to EN 60529 at the terminals
Ambient temperature:	-40°C ... +80°C
Mechanical endurance:	20 million operating cycles
Max. actuation frequency:	3600 operating cycles/hour
Utilization requirements:	See page 139

Contact block

Switching force of the contacts:	2NO: 1.7 N 2NC: 2 N 1NO+1NC: 2.7 N (NO) / 2.2 N (NC)
Actuating force at limit of travel:	2NO: 3.8 N 2NC: 3.8 N 1NO+1NC: 4.5 N
Positive opening force:	17 N
Actuation speed:	min 1 mm/s max. 0.5 m/s
Material of the contacts:	Normal: silver contacts (standard) For low current: silver contacts with 1 µm gold coating (on request)
Contact type:	"V-shape" self-cleaning contacts with quadruple support point
Cable cross section:	min 1 x 0.34 mm ² (1 x AWG 22) max. 2 x 1.5 mm ² (2 x AWG 16)
Safety parameter B _{10D} :	1,000,000 (NO), 40,000,000 (NC)
Tightening torque of the terminal screws:	0.6 ... 0.8 Nm

In compliance with standards:

IEC 60947-1, IEC 60947-5-1, IEC 60204-1, EN 60947-1, EN 60947-5-1, EN 60204-1, UL 508, CSA 22-2 No. 14.

Installation for safety applications:

Use only contact blocks marked with the symbol . The safety circuit must always be connected to **NC contacts** (normally closed contacts: .1-2)

Compliance with the requirements of:

Low Voltage Directive 2014/35/EU, EMC Directive 2014/30/EU.

Positive contact opening in conformity with standards:

IEC 60947-5-1, EN 60947-5-1.

Electrical data

Thermal current (I _{th}):	10 A
Rated insulation voltage (U _i):	250 Vac/dc
Protection against short circuits:	type gG/gL fuse 10 A 500 V
Rated impulse withstand voltage (U _{imp}):	4 kV
Pollution degree:	3

Utilization category

Alternating current: AC15 (50±60 Hz)				
U _e (V)	24	48	120	250
I _e (A)	6	6	6	6
Direct current: DC13				
U _e (V)	24	48	125	250
I _e (A)	2.5	1.3	0.6	0.3

General data

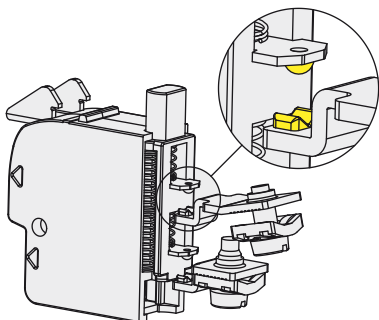
Positive opening



All NC contacts are suitable for safety applications. The NC contacts are positive opening contacts acc. to IEC 60947-5-1.

High-reliability self-cleaning contacts

"V-shape" self-cleaning contacts with quadruple support point. This type of shape, thanks to the presence of the double support point, makes it possible to drastically reduce the probability of contact commutation failure. In addition to this, it improves considerably the reliability in the presence of dust.

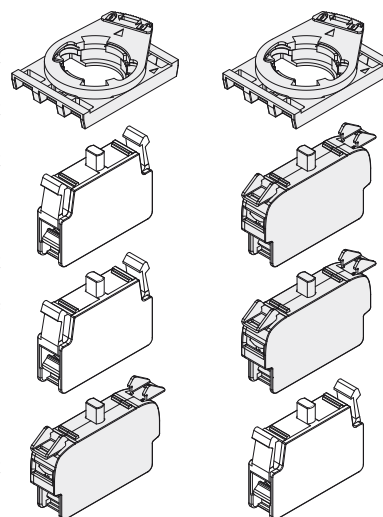


Modular design and compact dimensions

The double contact blocks of the EROUND series feature more compact dimensions compared to the other double contact blocks on the market.

Thanks to their compact dimensions, these versions can also be fixed on the base.

These double contact blocks have the same vertical dimensions of the single contact blocks of the EROUND series: this makes it possible to stack on more levels the single contact blocks with the double contact blocks and to interchange them during the assembly phase.



Features approved by UL

Utilization categories A300 pilot duty
 (720 VA, 120-240 V ac)
 Q300 pilot duty
 (69 VA, 125-250 V dc)

Note:
 • "Use 60 or 75 °C copper (CU) conductor and wire size range 12-20 AWG, stranded or solid"
 • "The terminal tightening torque of 7.1 Lb In (0.8 Nm)."

Please contact our technical department for the list of approved products.

Features approved by IMQ

Rated insulation voltage (U_i): 250 V
 Conventional free air thermal current (I_{th}): 10 A
 Rated impulse withstand voltage (U_{imp}): 4 kV
 Protection degree of the housing: IP20 (clamping screw), IP00 (solder connection)

Utilization category: AC15
 Operating voltage (U_e): 250 Vac (50/60 Hz)
 Operating current (I_e): 6 A


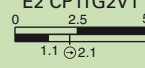

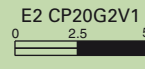

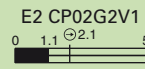
Forms of the contact element: Y, Y+Y, X+X, Zb
 Positive opening of contacts on contact blocks 01S, 11G, 02G
 In compliance with standards: EN 60947-1:2007 + A1:2011, EN 60947-5-1:2004 + A1:2009, Compliance with the requirements of Low Voltage Directive 2006/95/CE.


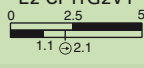

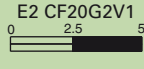

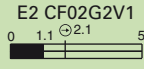
Please contact our technical department for the list of approved products

Selection table for contact blocks

Packs of **5 pcs.**







Contact block	Panel mounting Screw connection
1NO+1NC, slow action 	E2 CP11G2V1 
2NO, slow action 	E2 CP20G2V1 
2NC,  slow action	E2 CP02G2V1 

Contact block	Base mounting Screw connection
1NO+1NC, slow action 	E2 CF11G2V1 
2NO, slow action 	E2 CF20G2V1 
2NC,  slow action	E2 CF02G2V1 

Complete units with contact block and mounting adapter



Contacts			Panel mounting Screw connection
pos. 2	pos. 3	pos. 1	
-	1NO+ 1NC 	-	E2 AC-XXBC0135 E2 1BAC11 + E2 CP11G2V1
-	2NO	-	E2 AC-XXBC0136 E2 1BAC11 + E2 CP20G2V1
-	2NC 	-	E2 AC-XXBC0137 E2 1BAC11 + E2 CP02G2V1

Contacts			Panel mounting Screw connection
pos. 2	pos. 3	pos. 1	
1NO+ 1NC 	-	1NO+ 1NC 	E2 AC-XXBC0138 E2 1BAC11 + E2 CP11G2V1 + E2 CP11G2V1

Other combinations on request.

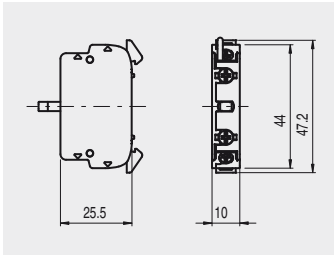
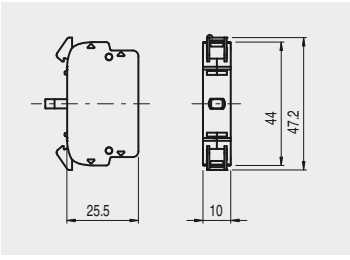
Other combinations on request.

Dimensions

All measures in the drawings are in mm

Contact block for panel mounting E2 CP••G•••

Contact block for base mounting E2 CF••G•••



Dust protection

Packs of **50 pcs.**



Article	Description
VE PR3A70	Transparent dust protection for E2 series contact blocks. Suitable for all panel mounting contact blocks.

→ The 2D and 3D files are available at www.pizzato.com

Items with code on **green** background are stock items